





THE BEST AIR ANYWHERE

At Daikin, we're not just in the business of air conditioners. We're in the business of human comfort. Our passion for designing and engineering smart technologies ensures your comfort levels are maximised.

Daikin's recognised as an expert in air conditioning. As specialists, air conditioning is all we do. In fact, we're the only company in the world to make both air conditioners and refrigerants which enables us to deliver air conditioning solutions that are world leading in performance, quality and reliability.

CONTENTS

DAIKIN DUCTED AIR	4
TRUSTED NAME	6
WHAT IS SEASONAL PERFORMANCE?	7
DAIKIN TECHNOLOGY	8
PREMIUM INVERTER INDUCTED	10
INVERTER DUCTED	12
FBA SLIM-LINE DUCTED	14
FDXS BULKHEAD SYSTEM	15
CONTROL YOUR DAIKIN	16
DAIKIN AIRBASE	18
WHY CHOOSE A DAIKIN DEALER?	20
PRODUCT SPECIFICATIONS	21
FEATURES CHECKLIST	30
FEATURES AND BENEFITS	31

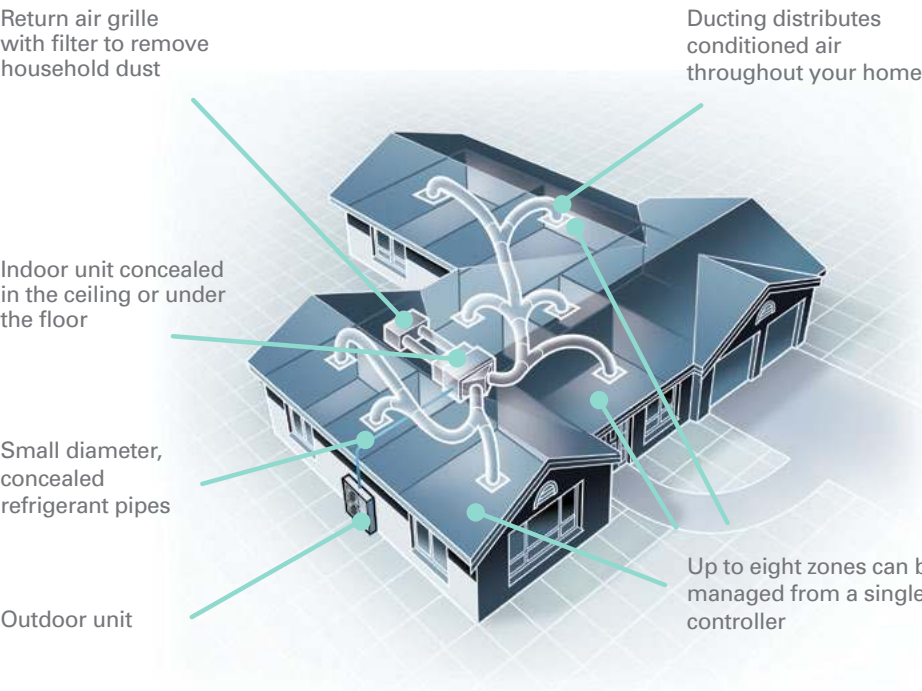
DAIKIN DUCTED AIR

WHOLE HOUSE COMFORT

A Daikin ducted system provides discreet air conditioned comfort throughout your entire home. It can be installed in a new home or tailored to suit an existing one, and once installed, only the controller, the return air and discharge grilles are visible inside your home.

A Daikin ducted air conditioner consists of an indoor and outdoor unit and flexible ducting. The indoor unit is concealed out of sight in your ceiling or under the floor, with flexible ducting distributing conditioned air through vents located throughout your home. An outdoor unit is positioned in a discreet location outside your home.

DAIKIN DUCTED AIR CONDITIONING AT A GLANCE



TRUSTED NAME

DAIKIN DUCTED MORE FOR YOUR MONEY

LOCAL AFTER SALES SERVICE AND SUPPORT

Daikin has an established Service Department including an in-house call centre, spare parts division and support centre for all technical enquiries.

DAIKIN EXCEEDS MEPS ENERGY EFFICIENCY REQUIREMENTS

In the interests of increasing the overall air conditioning efficiency, all ducted air conditioners with a cooling capacity of up to 65kW sold in Australia or New Zealand must now comply with the Minimum Energy Performance Standards (MEPS), as set out in Australian and New Zealand Standard 3823.2:2013.

All Daikin air conditioners exceed MEPS requirements, in line with Daikin's commitment to providing energy efficient, quiet, simple to use and reliable air conditioning solutions.



AUSTRALIAN MADE CERTIFICATION

Through our commitment to expand our local manufacturing capability, Daikin Australia are proud to say that our ducted indoor units* are now Australian Made certified.

A registered certification trademark, the Australian Made logo is Australia's most trusted, recognised and widely used country of origin symbol, and is underpinned by a third-party accreditation system, which ensures products that carry the logo are certified as 'genuinely Australian'.

Registered products ensure premium-quality and has met the criteria set out in the Australian Consumer Law and Australian Made, Australian Grown (AMAG) logo Code of Practice.

*Premium Inverter and Inverter range

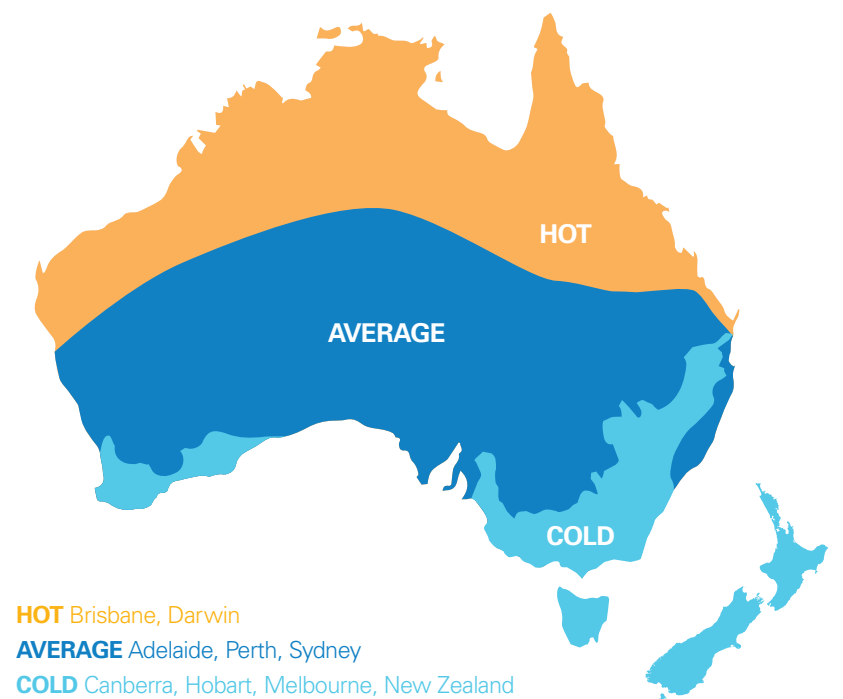


WHAT IS SEASONAL PERFORMANCE?

In simple terms, the seasonal performance of an air conditioner is defined by its Total Cooling Seasonal Performance Factor (TCSPF)/ Heating Seasonal Performance Factor (HSPF) rating which takes into consideration the local climate where the air conditioner is installed, and the seasonal temperature differences throughout the year.

Since the geography of Australia is large with varying climate conditions, the same product installed in Darwin will perform differently when installed in a capital city further south, such as Sydney or Melbourne.

As a result, the rating system divides the continent into three distinct climate zones (hot, average, and cold), which allows you to easily identify and compare air conditioners within the climatic zone you live in. The greater the TCSPF/HSPF rating, the more efficient the air conditioner will be.



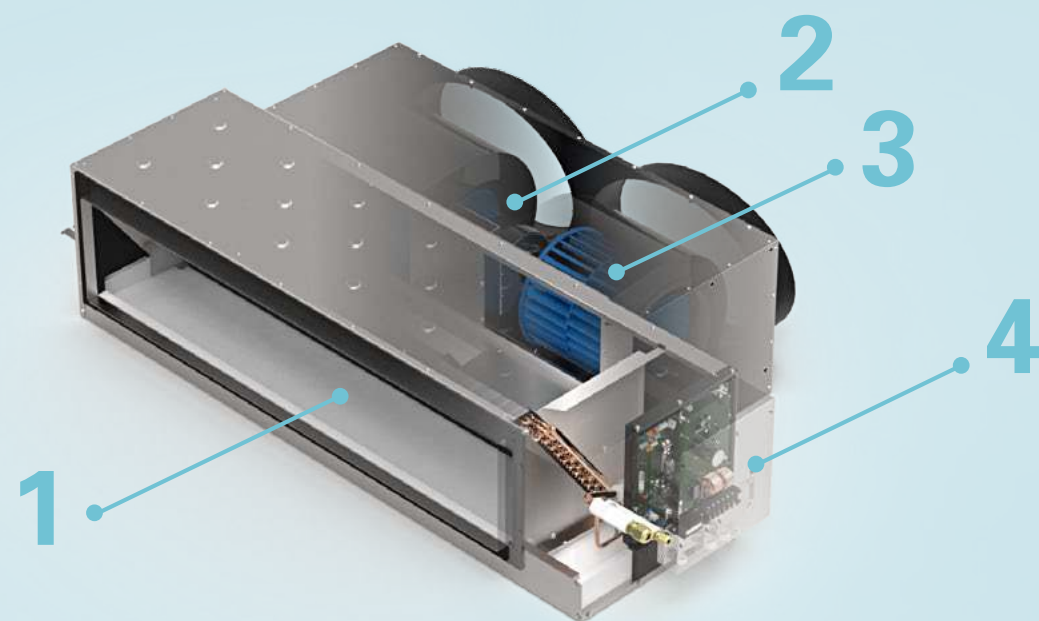
EXAMPLE (SEASONAL PERFORMANCE – RESIDENTIAL)

MODEL	ZONE	TCSPF	HSPF
FDYA160AV1 RZAS160CV1	Hot	4.77	3.96
	Average	4.38	3.65
	Cold	4.56	3.21

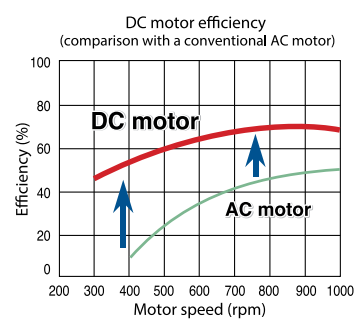


TCSPF/HSPF refers to the seasonal efficiency of an air conditioner as outlined in the GEMS 2019 Determination
 TCSPF: Total Cooling Seasonal Performance Factor as per AS/NZS 3823.4.1:2014
 HSPF: Heating Seasonal Performance Factor as per AS/NZS 3823.4.2:2014

DAIKIN TECHNOLOGY

INDOOR UNIT



OUTDOOR UNIT



1. INDOOR HEAT EXCHANGER

Our new indoor heat exchangers have been designed to deliver maximum capacity output in a compact casing size. Through the use of cutting edge technologies, our indoor heat exchangers utilise Ø5mm copper pipes to ensure heat is removed from your home efficiently.

2. DC FAN MOTOR


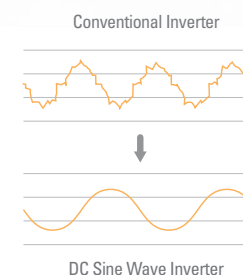
Daikin indoor units are equipped with a high efficiency DC fan motor. By utilising high power permanent magnets instead of the induced magnetism of conventional AC motors, Daikin's DC motor can deliver significantly higher motor efficiency.

3. SIROCCO FAN

Daikin's ducted units are fitted with light weight single injection moulded Sirocco Fans. These fans feature an aerodynamic fan blade design which reduces turbulence for a more efficient and quieter airflow delivery.

4. ENHANCED RELIABILITY

Designed for the harsh Australian summer. The indoor unit fail safe logic regulates the fan speed on start-up when roof temperatures are at an extreme for enhanced reliability.



5. INVERTER COMPRESSOR

Daikin's swing and scroll DC sine wave inverter compressors are quieter and more efficient than conventional compressors, thanks to their high pressure dome construction and the usage of high pressure lubrication oil.

6. RELUCTANCE DC MOTOR

Daikin's Reluctance DC motor utilises the magnetic torque of neodymium magnets in conjunction with reluctance torque, resulting in more energy efficient operation. These neodymium magnets are 10 times stronger than conventional ferrite magnets.

7. SAW EDGE FAN BLADE

The addition of a saw tooth edge at the rear of the blade smooths air flow over the blade surface, reducing turbulence which in turn results in a quieter, more efficient means of delivering comfort to your home.

8. REFRIGERANT COOLED PCB

The heat produced by the inverter PCB module is cooled by a sub heat exchanger*. This provides stable operation, enhanced reliability and continuous operation up to 50°CDB ambient[^].

*Refrigerant Cooled PCB only applicable to RZAS71-160CV1, RZA85-160CV1 & RZA71-160CY1
[^]50°CDB ambient only applicable to RZAS71-160CV1

Engineered with the latest technology innovations including R32 refrigerant, our Premium Inverter series offers market leading energy performance, design flexibility and R22 retrofit capability^.

PREMIUM INVERTER DUCTED

SUPERIOR ENERGY PERFORMANCE

Engineered with features such as a redesigned Cross-Pass Heat Exchanger on the outdoor unit, DC Fan motor on the indoor unit and Daikin's patented swing compressor, our new Premium Inverter series takes energy efficiency to the next level.

NIGHT QUIET MODE

Our outdoor units are amongst the quietest on the market. If the noise levels need to be further reduced, engaging the Night Quiet Mode feature will reduce the noise levels by 4dBA**.

R32 REFRIGERANT

R32 is the next generation in refrigerants with a substantially lower 'Global Warming Potential Factor' than R410A, providing less risk of harm to the environment*.

AUTOMATIC AIRFLOW ADJUSTMENT

Utilising the DC fan technology on our indoor unit, the Automatic Airflow Adjustment feature ensures the indoor fan operates at the appropriate settings to automatically deliver the optimum airflow to your home always.



6
R32 MODELS
SINGLE
PHASE

7.1kW
- TO -
16.0kW
CAPACITY RANGE



6
R410 MODELS
THREE
PHASE

18.0kW
- TO -
24.0kW
CAPACITY RANGE

DESIGN FLEXIBILITY

The side discharge configuration of the outdoor unit enables convenient installation onto the narrow side access of modern homes. Additionally, the indoor unit can also be separated into 2 sections for easy installation and retrofit into existing homes.

AUSTRALIAN MADE



Premium Inverter Ducted indoor units are specifically designed and manufactured in Sydney, NSW to perform in Australian conditions.



The Airbase Smartphone Interface is an optional accessory that allows you to control your Daikin Ducted System from anywhere, anytime.

INCREASED OPERATION LIMITS

Built for the harsh Australian climate, the refrigerant cooled PCB technology incorporated in the outdoor unit enables continuous operations up to 50°CDB ambient.

HEATING FOCUS OPTION

Heating Focus models are available in 180, 200 & 250 Class. These models provide improved heating performance at low ambient temperatures, ideal for cold climate zones such as Canberra, Hobart & Melbourne. These models are not R22 retrofit capable.

*Applies to 71-160 Class Models

**Outdoor sound levels are determined in an anechoic chamber and may differ once the unit is installed due to ambient conditions

^Strict guidelines apply for R22 Retrofit Capability, please speak to your installer for further information

Note: R32 ducted indoor units must be installed in the ceiling space, it is not to be installed under floor

Engineered to deliver a compact and efficient design, the new Inverter series is ideal for installation into the tight roof space of any modern home and now also features R22 retrofit capability[^].

INVERTER DUCTED

IMPROVED ENERGY PERFORMANCE

Adopting advanced technologies such as a DC Fan motor, Cross-Pass Heat Exchanger on the outdoor unit with increased heat exchange area and Daikin's patented swing compressor our new Inverter series is designed to operate with improved efficiencies throughout the year.

NIGHT QUIET MODE

Our outdoor units are amongst the quietest in the market. If the noise levels need to be further reduced, engaging the Night Quiet Mode feature will reduce the noise levels by 4dBA*.

EXPANDED 3 PHASE RANGE

Designed for homes with a 3 phase power supply in place, our new R32 Inverter series ensures a simple and convenient installation without the need to worry about unbalanced electrical loads at your electrical distribution board.

AUTOMATIC AIRFLOW ADJUSTMENT

Utilising the DC fan technology on our indoor unit, the Automatic Airflow Adjustment feature ensures the indoor fan operates at the appropriate settings to automatically deliver the optimum airflow to your home always.



14

R32 MODELS

**SINGLE +
THREE**

PHASE OPTIONS

5.0kW

- TO -

15.5kW

CAPACITY RANGE



3

R410 MODELS

THREE

PHASE

18.0kW

- TO -

23.5kW

CAPACITY RANGE

SPACE SAVING OUTDOOR UNIT

The Inverter series outdoor units are more compact than ever before. Models up to 200 Class are now encased in a space saving side discharge outdoor unit, allowing you to place the unit on the side access of your home and not compromise the external appearance of your home.

AUSTRALIAN MADE



Inverter Ducted indoor units are specifically designed and manufactured in Sydney, NSW to perform in Australian conditions.



The Airbase Smartphone Interface is an optional accessory that allows you to control your Daikin Ducted System from anywhere, anytime.

COMPACT INDOOR UNIT

Today's modern home designs are maximising living spaces with higher ceilings causing roof spaces to shrink. Our Inverter series feature compact indoor units with a low profile height of ≤360mm allowing them to fit comfortably into the tight roof space of a modern home.

*Outdoor sound levels are determined in an anechoic chamber and may differ once the unit is installed due to ambient conditions
[^]Only applicable to 50-160 Class, strict guidelines apply for R22 Retrofit Capability, please speak to your installer for further information
Note: R32 ducted indoor units must be installed in the ceiling space, it is not to be installed under floor

FBA SLIMLINE DUCTED



COMPACT DESIGN

The new and improved FBA series has been designed to meet the construction challenges of modern commercial and medium density apartment development.

R32 REFRIGERANT

R32 is the next generation in refrigerants with a substantially lower 'Global Warming Potential Factor' than R410A, providing less risk of harm to the environment.

SUPERIOR DESIGN

With an industry leading compact size (245mm height), DC Fan on the indoor unit with an ESP of 150Pa and a built-in condensate pump with a lift of up to 850mm, the new and improved FBA unit is ideal for applications with tight ceiling spaces. The 75m (100 Class) pipe run also enables greater flexibility in the placement of the outdoor unit.

AUTOMATIC AIRFLOW ADJUSTMENT

Commissioning has never been easier. Automatic Airflow Adjustment feature allows the fan speed to adjust automatically to suit your duct design during commissioning, simplifying the process and saving time.

15

R32 MODELS

SINGLE +
THREE

PHASE OPTIONS



Optional
accessory

Note: R32 ducted indoor units must be installed in the ceiling space, it is not to be installed under floor



5.0kW
-TO-
14.0kW
CAPACITY RANGE

2.4kW
-TO-
6.0kW
CAPACITY RANGE

FDXS BULKHEAD SYSTEM



EFFICIENT & DISCREET

The FDXS Bulkhead range is the ideal choice for air conditioning areas where a discreet installation is preferred.

The indoor unit fits flush into the ceiling with only the suction air and discharge grilles visible inside your home and leaving maximum floor and wall space for furniture, decoration and fittings.

COMPACT AND LIGHTWEIGHT

The compact form factor and light weight of the FDXS Series makes it suitable for a variety of applications with limited installation space while also being easy to handle during installation.

QUIET OPERATION

The FDXS Series is truly discrete with whisper quiet operations (35dBA on the FDXS 25 Class) to ensure limited impact to internal room acoustics.

4

R410A MODELS

SINGLE

PHASE

At Daikin, we have a range of controllers available to control your ducted air conditioning system to suit your lifestyle needs.

CONTROL YOUR DAIKIN

ZONE CONTROLLER (On/Off Control Only)

FEATURES

1. Backlit display with easy-to-read text.
2. Three different timer and time clock operations for precise, programmable control for your home.
3. Countdown On-Off timer, programmable in 1 hour increments for up to 12 hours.
4. A simple 7-day Time Clock, to program the controller to turn the system on or off at set times any day of the week. Two different on and off programs can be set for each day of the week.
5. An advanced 7-day Time Clock extends the functionality of the Simple 7-day Time Clock with advanced features such as Zone Control and Temperature Sensor Selection, for the ultimate in-home comfort.
6. Airside Control when connected with Premium Inverter (71-250 Class) & Inverter (50-160 Class) Ducted models.

Notes:

1. Nav Ease & Zone Controller is only compatible with FDYA(N) & FBA models, FDXS models come standard with a wireless remote controller
2. Airside Control function regulates the fan RPM between 60% to 100% of the indoor unit's rated airflow
3. Airbase is not compatible with Slave Zone Controller



(Optional upgrade with Premium Inverter Ducted and Inverter Ducted models)

ZONE CONTROLLER MODEL NO:

BRC230Z4B	Up to four zones (230-240v)
BRC230Z8B	Up to eight zones (230-240v)
BRC24Z4B	Up to four zones (24v)
BRC24Z8B	Up to eight zones (24v)
BRCSZC1	Slave Zone Controller

SPECIFICATION

HxWxD (mm)	120x170x24
Screen (Diagonal)	3.17"



Need a second controller?
Daikin Airbase is a great option!



Airbase compatible



WHAT IS AIRSIDE CONTROL?

Daikin's Airside Control feature delivers conditioned air to your nominated zones more efficiently than ever before. With the typical home divided into separate areas or 'zones', it makes sense to only air-condition zones that are occupied and to switch unoccupied zones off.

Airside Control takes this one step further, as zones are turned off, the indoor unit fan reduces speed automatically to meet the airflow requirement of the remaining open zones. This action results in comfort where required, quieter operation and greater energy savings.

This feature is only available on Premium Inverter (71-250 Class) and Inverter (50-160 Class) Ducted paired with the Zone Controller.

NAV EASE CONTROLLER

FEATURES

1. Clear, backlit display with easy-to-read text.
2. Weekly schedule timer, to program on and off times.
3. Home Leave function can turn your air conditioner on automatically when room temperatures drop below 10°C.
4. Quick Cool / Heat mode, which temporarily increases air conditioning power to more rapidly reach your desired operating temperature, before automatically returning to normal operation.
5. Set Temperature Mode Changeover, automatically switches from a cooling to heating cycle, or a heating to cooling cycle at pre-set points.
6. Temperature Limit, to predefine a temperature range for cooling or heating cycles, helping you reduce your energy consumption.



(Included with Premium Inverter Ducted and Inverter Ducted models)

NAV EASE MODEL NO: BRC1E63

SPECIFICATION

HxWxD (mm)	120x120x19
Screen (Diagonal)	3.33"



Need a second controller?
Daikin Airbase is a great option!



Airbase compatible

DAIKIN AIRBASE

CONTROL AT YOUR FINGERTIPS

Daikin Airbase puts your ducted system’s frequently used functions at your fingertip with an easy to use app.

In conjunction with Daikin’s BRP15B61 wireless LAN adaptor, the Airbase app lets you use your smartphone or tablet* to operate your air conditioning unit via your in-home Wi-Fi or remotely with an internet connection.

Up to 10 systems** can be conveniently monitored and controlled on the app anywhere, anytime.

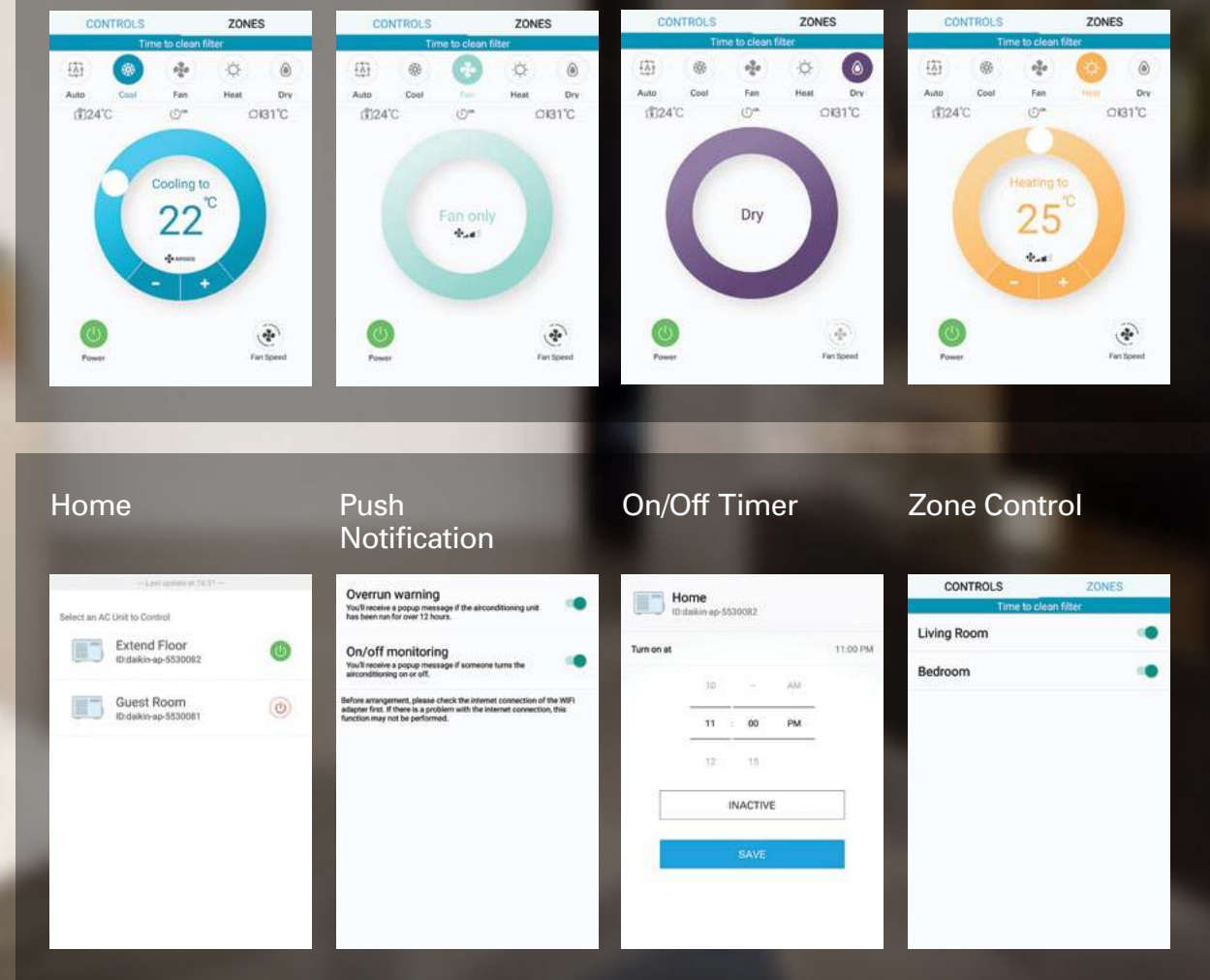


*Only compatible with Android (≥ 5.0) & iOS (≥ 8.0) devices
 **Each ducted system requires a BRP15B61 adaptor & must be connected on the same Wi-Fi network

FEATURES

FUNCTION	DUCTED WITH NAV EASE	DUCTED WITH ON/OFF ZONE CONTROLLER
Start/Stop Operation	✓	✓
Temperature Setting	✓	✓
Fan Speed Settings	✓	✓
Mode Selection (Cool/Heat/Fan/Dry)	✓	✓
Zone On/Off	✗	✓
24 Hour On/Off Timer	✓	✓
Enter Zone Names	✗	✓
Error Notification	✓	✓
Room Temperature Display	✓	✓
Filter Clean Reminder	✓	✓
Push Notification (On/Off Alerts)	✓	✓
Automatic Adaptor Firmware Update	✓	✓
Setup Wizard in App	✓	✓

Operation ModeTheming



THREE WAYS TO CONNECT

1. DIRECT CONNECTION

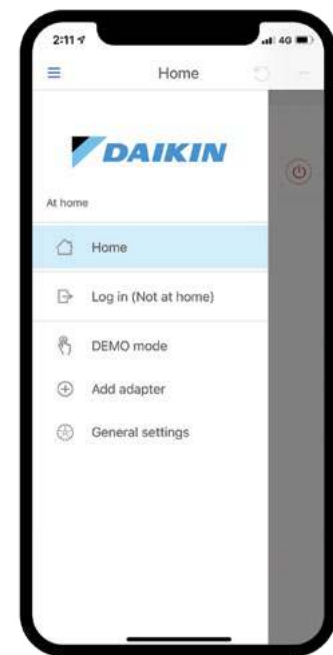
For locations without a Wi-Fi network, the app can wirelessly connect directly to a WLAN adaptor equipped air conditioner, when in range.

2. WI-FI CONNECTION

A WLAN adaptor equipped air conditioner can easily be joined to a local Wi-Fi network. Once connected, the system can be controlled from any networked Android or iOS device.

3. INTERNET CONNECTION

Monitor and control your system from virtually anywhere, adjusting temperature and setting for a comfortable environment ready for when you arrive home. With no subscription costs from Daikin, all you need is a permanent internet connection for your Wi-Fi network, and an internet connection for your phone or tablet.



WHY CHOOSE A DAIKIN SPECIALIST DEALER?

Like us, our Dealers are specialists. They know the ups and downs, ins and outs of air conditioning. So their expertise ensures you get the right advice for your needs.

Daikin Specialist Dealers provide custom designed solutions for your home through an in-home quotation. Dealers will not only supply and install the best possible air conditioning solution but will also provide ongoing maintenance to ensure peak efficient performance over the life of the system.

To take the stress out of air conditioning your home, speak to a Daikin Specialist Dealer. With over 450 Specialist Dealers across Australia, our specialists are ready to help you fit the right air conditioning solution for your home.

All appointed Daikin specialist dealers are independently owned and operated businesses.



PRODUCT SPECIFICATIONS

PRODUCT SPECIFICATION

Premium Inverter - Single Phase



FDYA71A
FDYA85A
FDYA100A



FDYA125A



FDYA140A
FDYA160A



RZAS71C
RZAS85C



RZAS100C
RZAS125C
RZAS140C
RZAS160C

INDOOR UNIT		FDYA71AV1	FDYA85AV1	FDYA100AV1	FDYA125AV1	FDYA140AV1	FDYA160AV1
OUTDOOR UNIT		RZAS71CV1	RZAS85CV1	RZAS100CV1	RZAS125CV1	RZAS140CV1	RZAS160CV1
Rated Capacity	Cool (kW)	7.1	8.5	10.0	12.5	14.0	16.0
	Heat (kW)	7.5	10.0	12.5	15.0	16.5	18.0
Capacity Range	Cool (kW)	3.2-8.0	4.0-10.0	5.0-11.2	5.0-14.0	5.0-16.0	7.3-17.0
	Heat (kW)	3.5-9.0	4.1-11.2	5.1-14.0	5.1-16.0	5.1-18.0	7.3-20.0
Power Input (Rated)	Cool (kW)	1.90	2.35	2.61	3.45	3.93	4.85
	Heat (kW)	1.75	2.46	3.13	3.80	4.28	4.65
E.E.R/C.O.P	C/H	3.74/4.29	3.62/4.07	3.83/3.99	3.62/3.95	3.56/3.86	3.30/3.87
TCSPF (Residential)	Hot/Average/Cold	5.21/4.52/4.58	4.90/4.32/4.39	4.69/4.23/4.27	4.57/4.18/4.26	5.00/4.55/4.69	4.77/4.38/4.56
HSPF (Residential)	Hot/Average/Cold	3.87/3.80/3.51	4.20/3.95/3.54	4.43/4.07/3.62	4.43/3.92/3.36	4.11/3.67/3.16	3.96/3.65/3.21
Airflow Rate (Nominal/Max)	l/s	425/566	580/600	680/800	755/840	900/1000	950/1120
Indoor Sound Level (H) @ 1.5m	dBA (C/H)	37.3/40.5	42.0/42.5	42.3/45.0	44.8/46.2	45.9/47.4	47.2/49.6
Piping Length	m	75					
Indoor Fan Speeds		H/M/L					
Dimensions (HxWxD)	Indoor (mm)	300x1210x900			360x1520x935	400x1505x980	
	Outdoor (mm)	990x940x320		1430x940x320			
Weight	Indoor (kg)	40	41	46	56	60	60
	Outdoor (kg)	69	78	93	93	93	99
Power Supply	V/Hz	1 Phase, 220-240V, 50Hz					
Compressor Type		Hermetically Sealed Swing Type					
Refrigerant		R32					
Pipe Sizes	Liquid (mm)	9.5 (Flared)					
	Gas (mm)	15.9 (Flared)					
	Drain (mm)	ID 25 / OD 32					
Supply Air Opening	mm (HxW, Flange)	185x852			245x1152	295x1152	
Return Air Opening	mm	1x400 (Oval)		2x350 (Oval)	2x400 (Oval)		
Outdoor Operating Range	Cool (°CDB)	-5 to 50					
	Heat (°CWB)	-15 to 16					
EPA Sound Power Level	dBA	67	71	70	71	73	75
Outdoor Sound Level (H) @ 1m	Pressure dBA (C/H)	48/50	52/53	51/53	52/54	54/56	56/58

Notes:

i. The Rated Capacity, Power Input and Running Current are measured in accordance with AS/NZS 3823.1.2

Cooling: Indoor temp: 27°CDB/19°CWB, Outdoor temp: 35°CDB/24°CWB

Heating: Indoor temp: 20°CDB/15°CWB, Outdoor temp: 7°CDB/6°CWB

ii. Indoor and outdoor sound levels are determined in an anechoic chamber and may differ once the unit is installed due to ambient conditions

iii. TCSPF: Total Cooling Seasonal Performance Factor & HSPF: Heating Seasonal Performance Factor as defined under GEMS 2019 Determination

iv. R32 ducted indoor units must be installed in the ceiling space, it is not to be installed under floor

PRODUCT SPECIFICATION

Premium Inverter - Three Phase



FDYQ180LC
FDYQ200LC
FDYQ250LC



RZYQ7T
RZYQ8T
RZYQ10T
RZYQ7TA
RZYQ8TA
RZYQ10TA

					HEATING FOCUS OPTION		
INDOOR UNIT		FDYQ180LCV1	FDYQ200LCV1	FDYQ250LCV1	FDYQ180LCV1	FDYQ200LCV1	FDYQ250LCV1
OUTDOOR UNIT		RZYQ7TY1	RZYQ8TY1	RZYQ10TY1	RZYQ7TAY1	RZYQ8TAY1	RZYQ10TAY1
Rated Capacity	Cool (kW)	18.0	20.0	24.0	18.0	20.0	24.0
	Heat (kW)	20.0	22.4	26.8	20.0	22.4	26.8
Capacity Range	Cool (kW)	10.8-20.0	12.0-22.4	15.0-24.0	10.8-20.0	12.0-22.4	15.0-24.0
	Heat (kW)	12.0-22.4	13.4-25.0	16.8-26.8	12.0-22.4	13.4-25.0	16.8-26.8
Power Input (Rated)	Cool (kW)	5.61	6.08	7.47	5.61	6.08	7.47
	Heat (kW)	5.81	6.17	8.14	5.81	6.17	8.14
E.E.R/C.O.P	C/H	3.21/3.44	3.29/3.63	3.21/3.29	3.21/3.44	3.29/3.63	3.21/3.29
TCSPF (Residential)	Hot/Average/Cold	-	-	-	3.79/3.23/3.19	3.86/3.32/3.29	3.97/3.48/3.48
HSPF (Residential)	Hot/Average/Cold	-	-	-	3.21/3.15/3.02	3.42/3.35/3.20	3.60/3.37/3.15
Airflow Rate (Nominal/Max)	l/s	1160/1200	1200/1300	1400/1600	1160/1200	1200/1300	1400/1600
Indoor Sound Level (H) @ 1.5m	dBA (C/H)	45.0/45.0	44.0/44.0	46.0/46.0	45.0/45.0	44.0/44.0	46.0/46.0
Piping Length	m	150			165		
Indoor Fan Speeds		H/M/L					
Dimensions (HxWxD)	Indoor (mm)	470x1200x997	470x1400x997		470x1200x997	470x1400x997	
	Outdoor (mm)	1657x930x765					
Weight	Indoor (kg)	70	79	85	70	79	85
	Outdoor (kg)	192	192	203	185	185	200
Power Supply	V/Hz	3 Phase, 380-415V, 50Hz					
Compressor Type		Hermetically Sealed Scroll Type					
Refrigerant		R410A					
Pipe Sizes	Liquid (mm)	9.5 (Brazed)					
	Gas (mm)	19.1 (Brazed)		22.2 (Brazed)	19.1 (Brazed)		22.2 (Brazed)
	Drain (mm)	BSP 3/4 inch Internal Thread			BSP 3/4 inch Internal Thread		
Supply Air Opening	mm (HxW, Flange)	350x918	350x1118		350x918	350x1118	
Return Air Opening	mm	393x918 (Flange)	393x1118 (Flange)		393x918 (Flange)	393x1118 (Flange)	
Outdoor Operating Range	Cool (°CDB)	-5 to 49					
	Heat (°CWB)	-20 to 16					
EPA Sound Power Level	dBA	-	-	-	76	76	78
Outdoor Sound Level (H) @ 1m	Pressure dBA (C/H)	56/56	56/56	57/57	56/56	56/56	57/57

Notes:

i. The Rated Capacity, Power Input and Running Current are measured in accordance with AS/NZS 3823.1.2

Cooling: Indoor temp: 27°CDB/19°CWB, Outdoor temp: 35°CDB/24°CWB

Heating: Indoor temp: 20°CDB/15°CWB, Outdoor temp: 7°CDB/6°CWB

ii. Indoor and outdoor sound levels are determined in an anechoic chamber and may differ once the unit is installed due to ambient conditions

iii. TCSPF: Total Cooling Seasonal Performance Factor & HSPF: Heating Seasonal Performance Factor as defined under GEMS 2019 Determination

iv. R32 ducted indoor units must be installed in the ceiling space, it is not to be installed under floor

PRODUCT SPECIFICATION

Inverter - Single Phase



FDYAN50A
FDYAN60A
FDYAN71A
FDYAN85A
FDYAN100A

FDYAN125A
FDYAN140A
FDYAN160A

RZA50C
RZA60C
RZA71C

RZA85C
RZA100C
RZA125C

RZA140C
RZA160C

INDOOR UNIT		FDYAN50AV1	FDYAN60AV1	FDYAN71AV1	FDYAN85AV1	FDYAN100AV1	FDYAN125AV1	FDYAN140AV1	FDYAN160AV1
OUTDOOR UNIT		RZA50CV1	RZA60CV1	RZA71CV1	RZA85CV1	RZA100CV1	RZA125CV1	RZA140CV1	RZA160CV1
Rated Capacity	Cool (kW)	5.0	6.0	7.1	8.5	10.0	12.5	14.0	15.5
	Heat (kW)	6.0	7.0	7.5	10.0	12.5	15.0	16.5	18.0
Capacity Range	Cool (kW)	1.4-6.0	1.4-7.1	1.8-8.0	3.2-10.0	3.2-11.2	4.0-14.0	5.0-16.0	7.3-16.3
	Heat (kW)	1.4-7.1	1.4-8.0	2.0-9.0	3.5-11.2	3.5-14.0	4.1-16.0	5.1-18.0	7.3-18.2
Power Input (Rated)	Cool (kW)	1.35	1.78	2.20	2.53	3.10	3.94	4.30	4.95
	Heat (kW)	1.62	1.95	1.93	2.80	3.35	4.00	4.50	4.90
E.E.R/C.O.P	C/H	3.70/3.70	3.37/3.59	3.23/3.89	3.36/3.57	3.23/3.73	3.17/3.75	3.26/3.67	3.13/3.67
TCSPF (Residential)	Hot/Average/ Cold	4.43/3.74/3.68	4.36/3.77/3.78	4.43/3.88/3.94	4.29/3.85/3.90	4.28/3.88/3.97	4.26/3.91/4.02	4.19/3.87/3.97	4.05/3.76/3.87
HSPF (Residential)	Hot/Average/ Cold	4.51/4.02/3.49	4.46/3.76/3.15	4.17/3.85/3.41	3.97/3.67/3.32	3.85/3.48/3.04	4.31/3.31/2.77	3.90/3.51/3.05	3.87/3.53/3.12
Airflow Rate (Nominal/Max)	l/s	315/370	340/400	425/566	580/600	680/800	755/840	900/1000	950/1120
Indoor Sound Level (H) @ 1.5m	dBA (C/H)	33.3/35.0	34.1/35.9	37.3/40.5	42.0/42.4	43.5/45.8	44.2/45.5	46.6/47.9	47.9/50.7
Piping Length	m	50							
Indoor Fan Speeds		H/M/L							
Dimensions (HxWxD)	Indoor (mm)	300x1210x900					360x1520x935		
	Outdoor (mm)	595x845x300			990x940x320			1430x940x320	
Weight	Indoor (kg)	37	37	40	40	45	55	55	56
	Outdoor (kg)	45	45	45	69	69	78	93	99
Power Supply	V/Hz	1 Phase, 220-240V, 50Hz							
Compressor Type		Hermetically Sealed Swing Type							
Refrigerant		R32							
Pipe Sizes	Liquid (mm)	6.4 (Flare)		9.5 (Flare)					
	Gas (mm)	12.7 (Flare)		15.9 (Flare)					
	Drain (mm)	ID 25 / OD 32							
Supply Air Opening	mm (HxW, Flange)	185x852					245x1152		
Return Air Opening	mm	1x400 (Oval)				2x350 (Oval)	2x400 (Oval)		
Outdoor Operating Range	Cool (°CDB)	-5 to 46							
	Heat (°CWB)	-15 to 16							
EPA Sound Power Level	dBA	68	68	68	70	71	72	73	75
Outdoor Sound Level (H) @ 1m	Pressure dBA (C/H)	48/51	48/51	48/51	51/54	52/54	53/56	54/56	56/58

Notes:

- i. The Rated Capacity, Power Input and Running Current are measured in accordance with AS/NZS 3823.1.2
Cooling: Indoor temp: 27°CDB/19°CWB, Outdoor temp: 35°CDB/24°CWB
Heating: Indoor temp: 20°CDB/15°CWB, Outdoor temp: 7°CDB/6°CWB
- ii. Indoor and outdoor sound levels are determined in an anechoic chamber and may differ once the unit is installed due to ambient conditions
- iii. TCSPF: Total Cooling Seasonal Performance Factor & HSPF: Heating Seasonal Performance Factor as defined under GEMS 2019 Determination
- iv. R32 ducted indoor units must be installed in the ceiling space, it is not to be installed under floor

PRODUCT SPECIFICATION

Inverter - Three Phase



FDYAN71A
FDYAN85A
FDYAN100A

FDYAN125A
FDYAN140A
FDYAN160A

FDYQN180LC
FDYQN200LC

FDYQN250LB

RZA71C
RZA85C
RZA100C
RZA125C

RZA140C
RZA160C
RZO180M
RZO200M

RZO250L

INDOOR UNIT		FDYAN71AV1	FDYAN85AV1	FDYAN100AV1	FDYAN125AV1	FDYAN140AV1	FDYAN160AV1	FDYQN180LCV1	FDYQN200LCV1	FDYQN250LBV1
OUTDOOR UNIT		RZA71CY1	RZA85CY1	RZA100CY1	RZA125CY1	RZA140CY1	RZA160CY1	RZO180MY1	RZO200MY1	RZO250LY1
Rated Capacity	Cool (kW)	7.1	8.5	10.0	12.5	14.0	15.5	18.0	19.5	23.5
	Heat (kW)	7.5	10.0	12.5	15.0	16.5	18.0	20.0	22.4	26.8
Capacity Range	Cool (kW)	3.2-8.0	3.2-10.0	3.2-11.2	4.0-14.0	5.0-16.0	7.3-16.3	9.0-18.0	10.1-19.5	15.0-23.5
	Heat (kW)	3.5-9.0	3.5-11.2	3.5-14.0	4.1-16.0	5.1-18.0	7.3-18.2	10.0-20.0	11.2-22.4	16.8-26.8
Power Input (Rated)	Cool (kW)	2.20	2.53	3.10	3.94	4.30	4.95	5.82	6.11	7.85
	Heat (kW)	1.93	2.80	3.35	4.00	4.50	4.90	6.11	6.85	8.47
E.E.R/C.O.P	C/H	3.23/3.89	3.36/3.57	3.23/3.73	3.17/3.75	3.26/3.67	3.13/3.67	3.09/3.27	3.19/3.27	2.99/3.16
TCSPF (Residential)	Hot/Average/ Cold	4.44/3.92/4.00	4.29/3.85/3.90	4.28/3.88/3.97	4.26/3.91/4.02	4.19/3.87/3.97	4.05/3.76/3.87	3.61/3.15/3.13	3.57/3.14/3.11	3.73/3.41/3.46
HSPF (Residential)	Hot/Average/ Cold	4.17/3.90/3.55	3.97/3.67/3.32	3.85/3.48/3.04	4.31/3.31/2.77	3.90/3.51/3.05	3.87/3.53/3.12	3.23/2.95/2.61	3.25/2.97/2.63	3.41/3.08/2.72
Airflow Rate (Nominal/Max)	l/s	425/566	580/600	680/800	755/840	900/1000	950/1120	1160/1200	1400/1600	1400/1600
Indoor Sound Level (H) @ 1.5m	dBA (C/H)	37.3/40.5	42.0/42.4	43.5/45.8	44.2/45.5	46.6/47.9	47.9/50.7	45.0/45.0	46.0/46.0	49.5/49.5
Piping Length	m	50								
Indoor Fan Speeds		H/M/L								
Dimensions (HxWxD)	Indoor (mm)	300x1210x900			360x1520x935			470x1200x997	470x1400x997	500x1430x970
	Outdoor (mm)	990x940x320				1430x940x320				1680x930x765
Weight	Indoor (kg)	40	40	45	55	55	56	70	85	92
	Outdoor (kg)	69	69	69	78	93	99	138	138	193
Power Supply	V/Hz	3 Phase, 380-415V, 50Hz								
Compressor Type		Hermetically Sealed Swing Type						Hermetically Sealed Scroll Type		
Refrigerant		R32						R410A		
Pipe Sizes	Liquid (mm)	9.5 (Flare)						9.5 (Brazed)		
	Gas (mm)	15.9 (Flare)						19.1 (Brazed)		22.2 (Brazed)
	Drain (mm)	ID 25/OD 32						BSP 3/4 inch Internal Thread		
Supply Air Opening	mm (HxW, Flange)	185x852			245x1152			350x918	350x1118	376x938
Return Air Opening	mm	1x400 (Oval)		2x350 (Oval)	2x400 (Oval)			393x918 (Flange)	393x1118 (Flange)	350x1118 (Flange)
Outdoor Operating Range	Cool (°CDB)	-5 to 46						-5 to 43		
	Heat (°CWB)	-15 to 16						-20 to 16		
EPA Sound Power Level	dBA	67	70	71	72	73	75	72	74	79
Outdoor Sound Level (H) @ 1m	Pressure dBA (C/H)	48/50	51/54	52/54	53/56	54/56	56/58	57/58	58/59	57/58

Notes:

- i. The Rated Capacity, Power Input and Running Current are measured in accordance with AS/NZS 3823.1.2
Cooling: Indoor temp: 27°CDB/19°CWB, Outdoor temp: 35°CDB/24°CWB
Heating: Indoor temp: 20°CDB/15°CWB, Outdoor temp: 7°CDB/6°CWB
- ii. Indoor and outdoor sound levels are determined in an anechoic chamber and may differ once the unit is installed due to ambient conditions
- iii. TCSPF: Total Cooling Seasonal Performance Factor & HSPF: Heating Seasonal Performance Factor as defined under GEMS 2019 Determination
- iv. R32 ducted indoor units must be installed in the ceiling space, it is not to be installed under floor

PRODUCT SPECIFICATION

FBA - Single Phase



SERIES		PREMIUM INVERTER							INVERTER	
INDOOR UNIT		FBA50BAVMA	FBA60BAVMA	FBA71BVMA	FBA85BVMA	FBA100BVMA	FBA125BVMA	FBA140BVMA	FBA71BVMA	FBA85BVMA
OUTDOOR UNIT		RZAV50CV1	RZAV60CV1	RZAV71CV1	RZAV85CV1	RZAV100CV1	RZAV125CV1	RZAV140CV1	RZAC71CV1	RZAC85CV1
Rated Capacity	Cool (kW)	5.0	6.0	7.1	8.5	10.0	12.5	14.0	7.1	8.5
	Heat (kW)	6.0	7.1	8.0	10.0	11.2	14.0	16.0	8.0	10.0
Capacity Range	Cool (kW)	1.4-6.0	1.4-7.1	3.2-8.0	4.0-10.0	5.0-11.2	5.0-14.0	5.0-16.0	1.8-8.0	3.2-10.0
	Heat (kW)	1.4-7.1	1.4-8.0	3.5-9.0	4.1-11.2	5.1-12.5	5.1-16.0	5.1-18.0	2.0-9.0	3.5-11.2
Power Input (Rated)	Cool (kW)	1.37	1.67	2.02	2.30	2.72	3.68	4.08	2.15	2.64
	Heat (kW)	1.41	1.71	1.99	2.50	2.81	3.72	4.51	2.30	2.95
E.E.R/C.O.P	C/H	3.65/4.26	3.60/4.14	3.51/4.02	3.70/4.00	3.68/3.99	3.40/3.76	3.43/3.55	3.30/3.47	3.22/3.39
Airflow Rate (Nominal)	l/s	300	300	383	533	533	600	600	383	533
Indoor Sound Level (H) @ 1.5m	dB(A)	35	35	38	38	38	40	40	38	38
Piping Length	m	50		75				50		
Indoor Fan Speeds		H/M/L								
Dimensions (HxWxD)	Indoor (mm)	245x1000x800			245x1400x800				245x1000x800	245x1400x800
	Outdoor (mm)	595x845x300		990x940x320		1430x940x320			595x845x300	990x940x320
Weight	Indoor (kg)	37	37	37	47	47	47	47	37	47
	Outdoor (kg)	45	45	69	78	93	93	99	45	69
Power Supply	V/Hz	1 Phase, 220-240V, 50Hz								
Compressor Type		Hermetically Sealed Swing Type								
Refrigerant		R32								
Pipe Sizes	Liquid (mm)	6.4 (Flared)		9.5 (Flared)						
	Gas (mm)	12.7 (Flared)		15.9 (Flared)						
	Drain (mm)	ID 25 / OD 32								
Supply Air Opening	mm (HxW, Flange)	176x792			176x1192				176x792	176x1192
Return Air Opening	mm (HxW, Flange)	208x952			208x1352				208x952	208x1352
Outdoor Operating Range	Cool (°CDB)	-5 to 50							-5 to 46	
	Heat (°CWB)	-15 to 16								
EPA Sound Power Level	dB(A)	68	68	67	71	70	-	-	68	70
Outdoor Sound Level (H) @ 1m	Pressure dB(A) (C/H)	48/51	48/51	48/50	52/53	51/53	52/54	56/58	48/51	51/54

- Notes:**
- i. The Rated Capacity, Power Input and Running Current are measured in accordance with AS/NZS 3823.1.2
Cooling: Indoor temp: 27°CDB/19°CWB, Outdoor temp: 35°CDB/24°CWB
Heating: Indoor temp: 20°CDB/15°CWB, Outdoor temp: 7°CDB/6°CWB
- ii. Indoor and outdoor sound levels are determined in an anechoic chamber and may differ once the unit is installed due to ambient conditions
- iii. R32 ducted indoor units must be installed in the ceiling space, it is not to be installed under floor

PRODUCT SPECIFICATION

FBA - Three Phase



SERIES		PREMIUM INVERTER					INVERTER	
INDOOR UNIT		FBA71BVMA	FBA85BVMA	FBA100BVMA	FBA125BVMA	FBA140BVMA	FBA85BVMA	
OUTDOOR UNIT		RZAV71CY1	RZAV85CY1	RZAV100CY1	RZAV125CY1	RZAV140CY1	RZAC85CV1	
Rated Capacity	Cool (kW)	7.1	8.5	10.0	12.5	14.0	8.5	
	Heat (kW)	8.0	10.0	11.2	14.0	16.0	10.0	
Capacity Range	Cool (kW)	3.2-8.0	4.0-10.0	5.0-11.2	5.0-14.0	5.0-16.0	3.2-10.0	
	Heat (kW)	3.5-9.0	4.1-11.2	5.1-12.5	5.1-16.0	5.1-18.0	3.5-11.2	
Power Input (Rated)	Cool (kW)	2.02	2.30	2.72	3.68	4.08	2.64	
	Heat (kW)	1.99	2.50	2.81	3.72	4.51	2.95	
E.E.R/C.O.P	C/H	3.51/4.02	3.70/4.00	3.68/3.99	3.40/3.76	3.43/3.55	3.22/3.39	
Airflow Rate (Nominal)	l/s	383	533	533	600	600	533	
Indoor Sound Level (H) @ 1.5m	dBA	38	38	38	40	40	38	
Piping Length	m	75					50	
Indoor Fan Speeds		H/M/L						
Dimensions (HxWxD)	Indoor (mm)	245x1000x800	245x1400x800					
	Outdoor (mm)	990x940x320		1430x940x320			595x845x300	990x940x320
Weight	Indoor (kg)	37	47	47	47	47	47	
	Outdoor (kg)	69	78	93	93	99	69	
Power Supply	V/Hz	3 Phase, 380-415V, 50Hz						
Compressor Type		Hermetically Sealed Swing Type						
Refrigerant		R32						
Pipe Sizes	Liquid (mm)	9.5 (Flared)						
	Gas (mm)	15.9 (Flared)						
	Drain (mm)	ID 25 / OD 32						
Supply Air Opening	mm (HxW, Flange)	176x792	176x1192					
Return Air Opening	mm (HxW, Flange)	208x952	208x1352					
Outdoor Operating Range	Cool (°CDB)	-5 to 50				-5 to 46		
	Heat (°CWB)	-15 to 16						
EPA Sound Power Level	dBA	67	71	70	-	-	70	
Outdoor Sound Level (H) @ 1m	Pressure dBA (C/H)	48/50	52/53	51/53	52/54	56/58	51/54	

- Notes:**
- i. The Rated Capacity, Power Input and Running Current are measured in accordance with AS/NZS 3823.1.2
Cooling: Indoor temp: 27°CDB/19°CWB, Outdoor temp: 35°CDB/24°CWB
Heating: Indoor temp: 20°CDB/15°CWB, Outdoor temp: 7°CDB/6°CWB
- ii. Indoor and outdoor sound levels are determined in an anechoic chamber and may differ once the unit is installed due to ambient conditions
- iii. R32 ducted indoor units must be installed in the ceiling space, it is not to be installed under floor

PRODUCT SPECIFICATION

FDXS - Single Phase



FDXS25L
FDXS35L

FDXS50L
FDXS60L

RXS25LB
RXS35LB

RXS50LB

RXS60LB

INDOOR UNIT		FDXS25LVMA	FDXS35LVMA	FDXS50LVMA	FDXS60LVMA
OUTDOOR UNIT		RXS25LBVMA	RXS35LBVMA	RXS50LBVMA	RXS60LBVMA
Rated Capacity	Cool (kW)	2.4	3.4	5.0	6.0
	Heat (kW)	3.2	4.0	5.8	7.0
Capacity Range	Cool (kW)	1.3-3.0	1.4-3.8	2.3-5.3	3.0-6.5
	Heat (kW)	1.3-4.5	1.4-5.0	2.3-6.0	3.0-8.0
Power Input (Rated)	Cool (kW)	0.69	1.03	1.5	1.91
	Heat (kW)	0.91	1.14	1.72	2.17
E.E.R/C.O.P	C/H	3.48/3.52	3.30/3.51	3.33/3.37	3.14/3.23
Airflow Rate (Nominal)	l/s	158	200	267	267
Indoor Sound Level (H) @ 1.5m	dBA	35	37	38	38
Piping Length	m	20		30	
Indoor Fan Speeds		5 Steps, Quiet and Automatic			
Dimensions (HxWxD)	Indoor (mm)	200x900x620		200x1100x620	
	Outdoor (mm)	550x765x285		770x900x320	990x940x320
Weight	Indoor (kg)	25	27	30	30
	Outdoor (kg)	34	34	71	80
Power Supply	V/Hz	1 Phase 220-240V, 50Hz			
Compressor Type		Hermetically Sealed Swing Type			
Refrigerant		R410A			
Pipe Sizes	Liquid (mm)	6.4 (Flared)		9.5 (Flared)	
	Gas (mm)	9.5 (Flared)		15.9 (Flared)	
	Drain (mm)	ID 20 / OD 26			
Supply Air Opening	mm (HxW, Flange)	153x860		153x1060	
Return Air Opening	mm (HxW, Flange)	160x780		160x980	
Outdoor Operating Range	Cool (CDB)	10 to 46			
	Heat (CWB)	-15 to 18			
EPA Sound Power Level	dBA	62	63	65	68
Outdoor Sound Level (H) @ 1m	Pressure dBA (C/H)	47/48	49/49	50/51	52/54

Notes:

i. The Rated Capacity, Power Input and Running Current are measured in accordance with AS/NZS 3823.1.2

Cooling: Indoor temp: 27°CDB/19°CWB, Outdoor temp: 35°CDB/24°CWB

Heating: Indoor temp: 20°CDB/15°CWB, Outdoor temp: 7°CDB/6°CWB

ii. Indoor and outdoor sound levels are determined in an anechoic chamber and may differ once the unit is installed due to ambient conditions



FEATURES
CHECKLIST

	PREMIUM INVERTER (71-160 CLASS)	PREMIUM INVERTER (180-250 CLASS)	SLIM-LINE	BULKHEAD	INVERTER (50-160 CLASS)	INVERTER (180-250 CLASS)
	FDYA71AV1 FDYA85AV1 FDYA100AV1 FDYA125AV1 FDYA140AV1 FDYA160AV1	FDYQ180LCV1 FDYQ200LCV1 FDYQ250LCV1	FBA50BAVMA FBA60BAVMA FBA71BVMA FBA85BVMA FBA100BVMA FBA125BVMA FBA140BVMA	FDXS25LVMA FDXS35LVMA FDXS50LVMA FDXS60LVMA	FDYAN50AV1 FDYAN60AV1 FDYAN71AV1 FDYAN85AV1 FDYAN100AV1 FDYAN125AV1 FDYAN140AV1 FDYAN160AV1	FDYQN180LCV1 FDYQN200LCV1 FDYQN250LBV1
Inverter Operation	✓	✓	✓	✓	✓	✓
DC Indoor Fan Motor	✓	✓	✓	✓	✓	✓
Swing Compressor	✓		✓	✓	✓	
Scroll Compressor		✓				✓
High Efficiency Indoor Heat Exchanger Coil	✓	✓	✓	✓	✓	✓
Automatic Mode Changeover	✓	✓	✓	✓	✓	✓
P.M.V. Control	✓	✓	✓		✓	✓
Temperature Limit Operations	✓ ¹	✓ ¹	✓ ¹		✓ ¹	✓ ¹
Home Leave	✓ ¹	✓ ¹	✓ ¹		✓ ¹	✓ ¹
Auto Restart After Power Failure	✓	✓	✓	✓	✓	✓
Self Diagnostics	✓	✓	✓	✓	✓	✓
Anti-Corrosion Coating for Outdoor Heat Exchanger	✓	✓	✓	✓	✓	✓
Indoor Unit Designed and Built in Australia	✓	✓			✓	✓
Long Piping Length	✓	✓	✓		✓	✓
High Strength Galvanized Steel Casing	✓	✓	✓	✓	✓	✓
Night Quiet Mode	✓ ²	✓ ²	✓ ²		✓ ²	✓ ²
Low Noise Operation	✓ ³	✓ ³	✓ ³		✓ ³	✓ ³
Program Dry Mode	✓	✓	✓	✓	✓	✓
Intelligent Defrost	✓	✓	✓	✓	✓	✓
Hot Start	✓	✓	✓	✓	✓	✓
Quick Cool / Heat – Powerful Mode	✓	✓	✓	✓	✓	✓
Automatic Fan Speed				✓		
Automatic Airflow Adjustment	✓	✓	✓		✓	✓ ⁴
Indoor Fan Cycles with Compressor	✓ ⁵	✓ ⁵	✓ ⁵		✓ ⁵	✓ ⁵
24 Hour On/Off Timer	✓	✓	✓	✓	✓	✓
Night Set Mode				✓ ²		
Seven Day Time Clock	✓	✓	✓		✓	✓
Electronic Control System	✓	✓	✓	✓	✓	✓
Airside Control	✓ ⁶	✓ ⁶			✓ ⁶	
Wireless LAN Connection	✓ ⁷	✓ ⁷	✓ ⁷		✓ ⁷	✓ ⁷
R22 Retrofit Capability	✓	✓ ⁸	✓		✓	

1 Only available on Nav Ease
2 Night Quiet & Night Set modes may reduce capacity
3 Low Noise Operation requires optional PCB
4 Only available on FDYQN180-200LCV1
5 Can be set up by installer during installation
6 Only available on Zone Controller
7 Optional accessory & only compatible with Nav Ease or Zone Controller
8 Only available when connected to RZYQ-TY1

FEATURES
AND BENEFITS

ENERGY EFFICIENCY

INVERTER OPERATION

An inverter system works like the accelerator of a car, gently increasing or decreasing power to steadily maintain your optimum temperature without fluctuations. That means uninterrupted comfort and significant savings on running costs. Daikin premium inverters can also reach your desired temperature faster than conventional air conditioners.

AUTOMATIC MODE CHANGEOVER

Automatically selects heating or cooling modes to suit thermostat settings and prevailing room temperature.

PREDICTED MEAN VOTE (PMV) CONTROL

Measures indoor and outdoor temperatures to calculate the ideal room temperature, gently adjusting it for the optimum balance between efficiency and comfort.

TEMPERATURE LIMIT OPERATIONS

Lets you pre-define temperature range for cooling or heating, to reduce energy consumption.

HOME LEAVE

Ideal for cold climates, when activated, home leave turns your air conditioner on automatically when room temperatures drop below 10°C, keeping your home at or above 10°C so it never gets really cold.

AUTOMATIC FUNCTIONS

AUTO RESTART AFTER POWER FAILURE

The air conditioner memorises the settings for mode, airflow, temperature etc. and automatically returns to them when power is restored after a power failure.

SELF DIAGNOSTICS WITH DIGITAL DISPLAY

Malfunction codes are displayed on your control panel for fast, easy fault diagnosis and maintenance.

ANTI-CORROSION COATING

An anti-corrosion coating on outdoor heat exchangers gives greater resistance to salt damage and atmospheric corrosion.

COMPACT DESIGN

The compact design of Daikin ducted indoor units allows them to be installed in confined areas, and they can also be dismantled for easier installation in tight roof spaces.

COMFORT CONTROL

NIGHT QUIET MODE

Outdoor unit noise is automatically reduced by 3 dB when outdoor temperatures fall more than 6°C from the day's maximum (set during installation).

PROGRAM DRY MODE

In this mode, priority is given to reducing the level of humidity in the room rather than room temperature.

INTELLIGENT DEFROST

During heating operation in low ambient temperature conditions, frost can form on the outdoor unit heat exchanger which can reduce your air conditioner's performance. Daikin's intelligent defrost system constantly monitors a range of system parameters and temperatures to determine the optimum time to commence a defrost operation for maximum performance in cold conditions.

HOT START

Prior to heating, the indoor unit warms to a pre-set temperature before the fan switches on, ensuring only warm air is discharged and eliminating cold drafts.

QUICK COOL / HEAT – POWERFUL MODE

This feature temporarily increases power to more rapidly reach your desired room temperature, before automatically returning to normal operation.

TIMER CONTROL

24 HOUR ON/OFF TIMER

This timer can be pre-set to start and stop at any time within a 24 hour period.

NIGHT SET MODE

A timer off circuit gradually adjusts pre-set cooling and heating levels, preventing sudden temperature changes during the night and improving economy.

SEVEN DAY TIME CLOCK

This allows you to program your air conditioner to turn on or off at set times for every day of the week.

Note: Not all features available on all models – Please refer to checklist on page 30

© Copyright in the contents of this brochure is owned by Daikin Australia Pty Limited and no part of the document may be reproduced in any form without the express written permission of Daikin Australia Pty Limited.

ASSUMPTIONS

All representations made in Daikin marketing and promotional material are based on the assumptions that the correct equipment has been selected, appropriately sized and installed in accordance with Daikin's installation instructions and standard industry practices.

QUALITY CERTIFICATIONS

Daikin Industries Limited was the first air conditioning equipment manufacturer in Japan to receive ISO 9001 certification. All Daikin manufacturing facilities have been certified to ISO 9001 Quality Management System requirements. ISO 9001 is a certificate for quality assurance concerning 'design, development, manufacturing, installation and related service' of products manufactured at that factory.

AUSTRALIAN MADE CERTIFICATION

Through our commitment to expand local manufacturing capability, Daikin Australia are proud to say that our ducted indoor units* are now Australian Made certified.

Registered products ensure premium-quality and has met the criteria set out in the Australian Consumer Law and Australian Made, Australian Grown (AMAG) logo Code of Practice.

*Premium Inverter and Inverter range



Daikin Australia Pty Limited (ISO 9001)

QEC 23256 May 12, 2006
Sydney, Brisbane, Adelaide, Melbourne, Newcastle, Townsville, Perth



Daikin Australia Pty Limited (ISO 14001)

CEM 20437 October 27, 2006
Sydney, Brisbane, Adelaide, Melbourne, Perth



Residential Air Conditioning Manufacturing Div (ISO 9001)

JQA-0486 May 2, 1994
(Shiga Plant)

Commercial Air Conditioning and Refrigeration Manufacturing Div (ISO 9001)

JMI0107 December 28, 1992
(Kanaoka Factory and Rinkai Factory at Sakai Plant)

Industrial System and Chiller Products Manufacturing Div (ISO 9001)

JQA-0495 May 16, 1994
(Yodogawa Plant and Kanaoka Factory and Kishiwada Factory)

Daikin Europe N.V (ISO 9001)

Lloyd 928589.1 June 2, 1993

Daikin Industries (Thailand) Ltd

JQA-1452 September 13, 2002
(ISO 9001)



ENVIRONMENTAL CERTIFICATIONS

Daikin Industries Limited has received ISO 14001 Environmental Certification for the Daikin production facilities listed below. ISO 14001 is an international standard specifying requirement for an environmental management system, enabling an organisation to formulate policy and objectives, taking into account legislative requirements and information about significant environmental impacts. It applies to those environmental aspects within the organisation's control and over which it can be expected to have an influence.

The certification relates only to the environmental management system and does not constitute any endorsement of the products shipped from the facility by the International Organisation for Standardisation.

Head Office /Tokyo Office
Shiga Plant (Japan)
Sakai Plant (Japan)
Daikin Industries Ltd (Thailand)
Yodogawa Plant (Japan)
Daikin Australia Pty. Ltd.

Certificate number: EC02J0355
Certificate number: EC99J2044
Certificate number: JOA-E-80009
Certificate number: JOA-E-90108
Certificate number: EC99J2057
Certificate number: CEM20437

CONTACT



Daikin Australia Pty Limited ABN 62 000 172 967

For all Sales enquiries, email: sales@daikin.com.au

For Customer Service or Technical Support, call: 1300 368 300

Stay Connected!     

Visit daikin.com.au